


TRIPLE S *Customs*

**FORD TAURUS 1990-2004
VEHICLE WIRING**


WIRING INFORMATION 1990 Ford Taurus

WIRE	WIRE COLOR	WIRE LOCATION
12V CONSTANT	YELLOW	Ignition Harness
STARTER	WHITE/PINK	Ignition Harness
IGNITION	RED/LT. GREEN	Ignition Harness
ACCESSORY	GRAY/YELLOW	Ignition Harness
SECOND ACCESSORY	BLACK/GREEN	Ignition Harness
POWER DOOR LOCK	PINK/YELLOW	In Larger Of Two Harnesses In Driver's Kick Panel Running To Rear Of Vehicle
POWER DOOR UNLOCK	PINK/GREEN	
Power door locks are negative trigger on vehicles with OEM keyless entry, 5-wire reverse polarity on vehicles without OEM keyless entry.		
PARKING LIGHTS (+)	BROWN	In Larger Of Two Harnesses In Driver's Kick Panel Running To Rear Of Vehicle
DOOR TRIGGER (+)	BLACK/BLUE	In Larger Of Two Harnesses In Driver's Kick Panel Or Behind Dimmer Switch
DOME SUPERVISION	USE DOOR TRIGGER	
TRUNK RELEASE (+)	GRAY/RED	Trunk Release Switch
TACHOMETER	TAN/YELLOW	Ignition Coil Or Behind Instrument Cluster
BRAKE WIRE (+)	RED/LT. GREEN	In Smaller Of Two Harnesses In Driver's Kick Panel Running To Rear Of Vehicle
HORN TRIGGER (-)	YELLOW/LT. GREEN	In Gray Connector Right Of Steering Column
LEFT FRONT WINDOW UP	YELLOW	At Driver Window Motor Inside Door Harness In Driver's Kick From Driver Door
LEFT FRONT WINDOW DOWN	RED	
RIGHT FRONT WINDOW UP	YELLOW/BLACK	
RIGHT FRONT WINDOW DOWN	RED/BLACK	
LEFT REAR WINDOW UP	YELLOW/BLUE	
LEFT REAR WINDOW DOWN	RED/BLUE	
RIGHT REAR WINDOW UP	YELLOW/BLACK	
RIGHT REAR WINDOW DOWN	RED/BLACK	




WIRING INFORMATION 1991 Ford Taurus

WIRE	WIRE COLOR	WIRE LOCATION
12V CONSTANT	YELLOW	Ignition Harness
STARTER	WHITE/PINK	Ignition Harness
IGNITION	RED/LT. GREEN	Ignition Harness
ACCESSORY	GRAY/YELLOW	Ignition Harness
SECOND ACCESSORY	BLACK/GREEN	Ignition Harness
POWER DOOR LOCK	PINK/YELLOW	In Larger Of Two Harnesses In Driver's Kick Panel Running To Rear Of Vehicle
POWER DOOR UNLOCK	PINK/GREEN	
Power door locks are negative trigger on vehicles with OEM keyless entry, 5-wire reverse polarity on vehicles without OEM keyless entry.		
PARKING LIGHTS (+)	BROWN	In Larger Of Two Harnesses In Driver's Kick Panel Running To Rear Of Vehicle
DOOR TRIGGER (+)	BLACK/BLUE	In Larger Of Two Harnesses In Driver's Kick Panel Or Behind Dimmer Switch
DOME SUPERVISION	USE DOOR TRIGGER	
TRUNK RELEASE (+)	GRAY/RED	Trunk Release Switch
TACHOMETER	TAN/YELLOW	Ignition Coil Or Behind Instrument Cluster
BRAKE WIRE (+)	RED/LT. GREEN	In Smaller Of Two Harnesses In Driver's Kick Panel Running To Rear Of Vehicle
HORN TRIGGER (-)	YELLOW/LT. GREEN	In Gray Connector Right Of Steering Column
LEFT FRONT WINDOW UP	YELLOW	At Driver Window Motor Inside Door Harness In Driver's Kick From Driver Door
LEFT FRONT WINDOW DOWN	RED	
RIGHT FRONT WINDOW UP	YELLOW/BLACK	
RIGHT FRONT WINDOW DOWN	RED/BLACK	
LEFT REAR WINDOW UP	YELLOW/BLUE	
LEFT REAR WINDOW DOWN	RED/BLUE	
RIGHT REAR WINDOW UP	YELLOW/BLACK	
RIGHT REAR WINDOW DOWN	RED/BLACK	




WIRING INFORMATION 1992 Ford Taurus

WIRE	WIRE COLOR	WIRE LOCATION
12V CONSTANT	YELLOW	Ignition Harness
STARTER	WHITE/PINK	Ignition Harness
IGNITION	RED/LT. GREEN	Ignition Harness
ACCESSORY	GRAY/YELLOW	Ignition Harness
SECOND ACCESSORY	BLACK/GREEN	Ignition Harness
POWER DOOR LOCK	PINK/YELLOW	In Larger Of Two Harnesses In Driver's Kick Panel Running To Rear Of Vehicle
POWER DOOR UNLOCK	PINK/GREEN	
Power door locks are negative trigger on vehicles with OEM keyless entry, 5-wire reverse polarity on vehicles without OEM keyless entry.		
PARKING LIGHTS (+)	BROWN	In Larger Of Two Harnesses In Driver's Kick Panel Running To Rear Of Vehicle
DOOR TRIGGER (+)	BLACK/BLUE	In Larger Of Two Harnesses In Driver's Kick Panel Or Behind Dimmer Switch
DOME SUPERVISION	USE DOOR TRIGGER	
TRUNK RELEASE (+)	GRAY/RED	Trunk Release Switch
TACHOMETER	TAN/YELLOW	Ignition Coil Or Behind Instrument Cluster
BRAKE WIRE (+)	RED/LT. GREEN	In Smaller Of Two Harnesses In Driver's Kick Panel Running To Rear Of Vehicle
HORN TRIGGER (-)	YELLOW/LT. GREEN	In Gray Connector Right Of Steering Column
LEFT FRONT WINDOW UP	YELLOW	At Driver Window Motor Inside Door Harness In Driver's Kick From Driver Door
LEFT FRONT WINDOW DOWN	RED	
RIGHT FRONT WINDOW UP	YELLOW/BLACK	
RIGHT FRONT WINDOW DOWN	RED/BLACK	
LEFT REAR WINDOW UP	YELLOW/BLUE	
LEFT REAR WINDOW DOWN	RED/BLUE	
RIGHT REAR WINDOW UP	YELLOW/BLACK	
RIGHT REAR WINDOW DOWN	RED/BLACK	




WIRING INFORMATION 1993 Ford Taurus

WIRE	WIRE COLOR	WIRE LOCATION
12V CONSTANT	YELLOW	Ignition Harness
STARTER	WHITE/PINK	Ignition Harness
IGNITION	RED/LT. GREEN	Ignition Harness
ACCESSORY	GRAY/YELLOW	Ignition Harness
SECOND ACCESSORY	BLACK/GREEN	Ignition Harness
POWER DOOR LOCK	PINK/YELLOW	In Larger Of Two Harnesses In Driver's Kick Panel Running To Rear Of Vehicle
POWER DOOR UNLOCK	PINK/GREEN	
Power door locks are negative trigger on vehicles with OEM keyless entry, 5-wire reverse polarity on vehicles without OEM keyless entry.		
PARKING LIGHTS (+)	BROWN	In Larger Of Two Harnesses In Driver's Kick Panel Running To Rear Of Vehicle
DOOR TRIGGER (+)	BLACK/BLUE	In Larger Of Two Harnesses In Driver's Kick Panel Or Behind Dimmer Switch
DOME SUPERVISION	USE DOOR TRIGGER	
TRUNK RELEASE (+)	GRAY/RED	Trunk Release Switch
TACHOMETER	TAN/YELLOW	Ignition Coil Or Behind Instrument Cluster
BRAKE WIRE (+)	RED/LT. GREEN	In Smaller Of Two Harnesses In Driver's Kick Panel Running To Rear Of Vehicle
HORN TRIGGER (-)	YELLOW/LT. GREEN	In Gray Connector Right Of Steering Column
LEFT FRONT WINDOW UP	YELLOW	At Driver Window Motor Inside Door Harness In Driver's Kick From Driver Door
LEFT FRONT WINDOW DOWN	RED	
RIGHT FRONT WINDOW UP	YELLOW/BLACK	
RIGHT FRONT WINDOW DOWN	RED/BLACK	
LEFT REAR WINDOW UP	YELLOW/BLUE	
LEFT REAR WINDOW DOWN	RED/BLUE	
RIGHT REAR WINDOW UP	YELLOW/BLACK	
RIGHT REAR WINDOW DOWN	RED/BLACK	



WIRING INFORMATION 1994 Ford Taurus

WIRE	WIRE COLOR	WIRE LOCATION
12V CONSTANT	YELLOW	Ignition Harness
STARTER	WHITE/PINK	Ignition Harness
IGNITION	RED/LT. GREEN	Ignition Harness
ACCESSORY	GRAY/YELLOW	Ignition Harness
SECOND ACCESSORY	BLACK/GREEN	Ignition Harness
POWER DOOR LOCK	PINK/YELLOW	In Larger Of Two Harnesses In Driver's Kick Panel Running To Rear Of Vehicle
POWER DOOR UNLOCK	PINK/GREEN	
Power door locks are negative trigger on vehicles with OEM keyless entry, 5-wire reverse polarity on vehicles without OEM keyless entry.		
PARKING LIGHTS (+)	BROWN	In Larger Of Two Harnesses In Driver's Kick Panel Running To Rear Of Vehicle
DOOR TRIGGER (+)	BLACK/BLUE	In Larger Of Two Harnesses In Driver's Kick Panel Or Behind Dimmer Switch
DOME SUPERVISION	USE DOOR TRIGGER	
TRUNK RELEASE (+)	GRAY/RED	Trunk Release Switch
TACHOMETER	TAN/YELLOW	Ignition Coil Or Behind Instrument Cluster
BRAKE WIRE (+)	RED/LT. GREEN	In Smaller Of Two Harnesses In Driver's Kick Panel Running To Rear Of Vehicle
HORN TRIGGER (-)	YELLOW/LT. GREEN	In Gray Connector Right Of Steering Column
LEFT FRONT WINDOW UP	YELLOW	At Driver Window Motor Inside Door Harness In Driver's Kick From Driver Door
LEFT FRONT WINDOW DOWN	RED	
RIGHT FRONT WINDOW UP	YELLOW/BLACK	
RIGHT FRONT WINDOW DOWN	RED/BLACK	
LEFT REAR WINDOW UP	YELLOW/BLUE	
LEFT REAR WINDOW DOWN	RED/BLUE	
RIGHT REAR WINDOW UP	YELLOW/BLACK	
RIGHT REAR WINDOW DOWN	RED/BLACK	



WIRING INFORMATION 1995 Ford Taurus





WIRE	WIRE COLOR	WIRE LOCATION
12V CONSTANT	YELLOW	Ignition Harness
STARTER	WHITE/PINK	Ignition Harness
IGNITION	RED/LT. GREEN	Ignition Harness
ACCESSORY	GRAY/YELLOW	Ignition Harness
SECOND ACCESSORY	BLACK/GREEN	Ignition Harness
POWER DOOR LOCK	PINK/YELLOW	In Larger Of Two Harnesses In Driver's Kick Panel Running To Rear Of Vehicle
POWER DOOR UNLOCK	PINK/GREEN	
Power door locks are negative trigger on vehicles with OEM keyless entry, 5-wire reverse polarity on vehicles without OEM keyless entry.		
PARKING LIGHTS (+)	BROWN	In Larger Of Two Harnesses In Driver's Kick Panel Running To Rear Of Vehicle
DOOR TRIGGER (+)	BLACK/BLUE	In Larger Of Two Harnesses In Driver's Kick Panel Or Behind Dimmer Switch
DOME SUPERVISION	USE DOOR TRIGGER	
TRUNK RELEASE (+)	GRAY/RED	Trunk Release Switch
TACHOMETER	TAN/YELLOW	Ignition Coil Or Behind Instrument Cluster
BRAKE WIRE (+)	RED/LT. GREEN	In Smaller Of Two Harnesses In Driver's Kick Panel Running To Rear Of Vehicle
HORN TRIGGER (-)	YELLOW/LT. GREEN	In Gray Connector Right Of Steering Column
LEFT FRONT WINDOW UP	YELLOW	At Driver Window Motor Inside Door Harness In Driver's Kick From Driver Door
LEFT FRONT WINDOW DOWN	RED	
RIGHT FRONT WINDOW UP	YELLOW/BLACK	
RIGHT FRONT WINDOW DOWN	RED/BLACK	
LEFT REAR WINDOW UP	YELLOW/BLUE	
LEFT REAR WINDOW DOWN	RED/BLUE	
RIGHT REAR WINDOW UP	YELLOW/BLACK	
RIGHT REAR WINDOW DOWN	RED/BLACK	



WIRING INFORMATION 1996 Ford Taurus

WIRE	WIRE COLOR	WIRE LOCATION
12V CONSTANT	LT.GREEN/PURPLE or YELLOW	Ignition Harness
STARTER	RED/LT. BLUE	Ignition Harness
IGNITION	RED/LT. GREEN	Ignition Harness
ACCESSORY	GRY/YEL & RED/BLK	Ignition Harness
SECOND ACCESSORY	BLACK/LT GREEN	Ignition Harness
POWER DOOR LOCK (-)	PINK/YELLOW	Left Connector Below Fuse Box Under Dash
POWER DOOR UNLOCK (-)	PINK/GREEN	Left Connector Below Fuse Box Under Dash
PARKING LIGHTS (+)	BROWN	Headlight Switch
DOOR TRIGGER (-)	GREEN/ORANGE	Headlight Switch
TRUNK TRIGGER (-)	BLACK/PINK	Light In Trunk
TRNK/HTCH RELEASE	PINK/YELLOW (-) or GRAY/RED (+)	At Trunk Release Switch
FACTORY ALARM ARM	Arms with Lock	
FACTORY ALARM DISARM (-)	PINK/WHITE	Harness In Driver's Kick Panel Or Harness Coming Into Vehicle From Driver's Door
TACHOMETER WIRE	YELLOW/WHITE	Ignition Coil Behind Air Intake Manifold
BRAKE WIRE (+)	RED/LT. GREEN	Brake Switch
HORN TRIGGER (-)	PURPLE/ORANGE DOTS	Gray Connector Right Of Column
LEFT FRONT WINDOW UP	BLACK/WHITE	At Driver Window Motor Inside Door
LEFT FRONT WINDOW DOWN	TAN/BLUE	At Driver Window Motor Inside Door
RIGHT FRONT WINDOW UP	WHITE/YELLOW	Harness In Driver's Kick From Driver Door
RIGHT FRONT WINDOW DOWN	TAN/BLUE	Harness In Driver's Kick From Driver Door
LEFT REAR WINDOW UP	YELLOW/BLUE	Harness In Driver's Kick From Driver Door
LEFT REAR WINDOW DOWN	GRAY/ORANGE	Harness In Driver's Kick From Driver Door
RIGHT REAR WINDOW UP	YELLOW/BLACK	Harness In Driver's Kick From Driver Door
RIGHT REAR WINDOW DOWN	RED/BLACK	Harness In Driver's Kick From Driver Door





This vehicle may be equipped with PATS. This must be bypassed when installing a remote start system.



WIRING INFORMATION 1997 Ford Taurus

WIRE	WIRE COLOR	WIRE LOCATION
12V CONSTANT	LT.GREEN/PURPLE or YELLOW	Ignition Harness
STARTER	RED/LT. BLUE	Ignition Harness
IGNITION	RED/LT. GREEN	Ignition Harness
ACCESSORY	GRY/YEL & RED/BLK	Ignition Harness
SECOND ACCESSORY	BLACK/LT GREEN	Ignition Harness
POWER DOOR LOCK (-)	PINK/YELLOW	Left Connector Below Fuse Box Under Dash
POWER DOOR UNLOCK (-)	PINK/GREEN	Left Connector Below Fuse Box Under Dash
PARKING LIGHTS (+)	BROWN	Headlight Switch
DOOR TRIGGER (-)	GREEN/ORANGE	Headlight Switch
TRUNK TRIGGER (-)	BLACK/PINK	Light In Trunk
TRNK/HTCH RELEASE	PINK/YELLOW (-) or GRAY/RED (+)	At Trunk Release Switch
FACTORY ALARM ARM	Arms with Lock	
FACTORY ALARM DISARM (-)	PINK/WHITE	Harness In Driver's Kick Panel Or Harness Coming Into Vehicle From Driver's Door
TACHOMETER WIRE	YELLOW/WHITE	Ignition Coil Behind Air Intake Manifold
BRAKE WIRE (+)	RED/LT. GREEN	Brake Switch
HORN TRIGGER (-)	PURPLE/ORANGE DOTS	Gray Connector Right Of Column
LEFT FRONT WINDOW UP	BLACK/WHITE	At Driver Window Motor Inside Door
LEFT FRONT WINDOW DOWN	TAN/BLUE	At Driver Window Motor Inside Door
RIGHT FRONT WINDOW UP	WHITE/YELLOW	Harness In Driver's Kick From Driver Door
RIGHT FRONT WINDOW DOWN	TAN/BLUE	Harness In Driver's Kick From Driver Door
LEFT REAR WINDOW UP	YELLOW/BLUE	Harness In Driver's Kick From Driver Door
LEFT REAR WINDOW DOWN	GRAY/ORANGE	Harness In Driver's Kick From Driver Door
RIGHT REAR WINDOW UP	YELLOW/BLACK	Harness In Driver's Kick From Driver Door
RIGHT REAR WINDOW DOWN	RED/BLACK	Harness In Driver's Kick From Driver Door





This vehicle may be equipped with PATS. This must be bypassed when installing a remote start system.



WIRING INFORMATION 1998 Ford Taurus

WIRE	WIRE COLOR	WIRE LOCATION
12V CONSTANT	LT.GREEN/PURPLE or YELLOW	Ignition Harness
STARTER	RED/LT. BLUE	Ignition Harness
IGNITION	RED/LT. GREEN	Ignition Harness
ACCESSORY	GRY/YEL & RED/BLK	Ignition Harness
SECOND ACCESSORY	BLACK/LT GREEN	Ignition Harness
POWER DOOR LOCK (-)	PINK/YELLOW	Left Connector Below Fuse Box Under Dash
POWER DOOR UNLOCK (-)	PINK/GREEN	Left Connector Below Fuse Box Under Dash
PARKING LIGHTS (+)	BROWN	Headlight Switch
DOOR TRIGGER (-)	GREEN/ORANGE	Headlight Switch
TRUNK TRIGGER (-)	BLACK/PINK	Light In Trunk
TRNK/HTCH RELEASE	PINK/YELLOW (-) or GRAY/RED (+)	At Trunk Release Switch
FACTORY ALARM ARM	Arms with Lock	
FACTORY ALARM DISARM (-)	PINK/WHITE	Harness In Driver's Kick Panel Or Harness Coming Into Vehicle From Driver's Door
TACHOMETER WIRE	YELLOW/WHITE	Ignition Coil Behind Air Intake Manifold
BRAKE WIRE (+)	RED/LT. GREEN	Brake Switch
HORN TRIGGER (-)	PURPLE/ORANGE DOTS	Gray Connector Right Of Column
LEFT FRONT WINDOW UP	BLACK/WHITE	At Driver Window Motor Inside Door
LEFT FRONT WINDOW DOWN	TAN/BLUE	At Driver Window Motor Inside Door
RIGHT FRONT WINDOW UP	WHITE/YELLOW	Harness In Driver's Kick From Driver Door
RIGHT FRONT WINDOW DOWN	TAN/BLUE	Harness In Driver's Kick From Driver Door
LEFT REAR WINDOW UP	YELLOW/BLUE	Harness In Driver's Kick From Driver Door
LEFT REAR WINDOW DOWN	GRAY/ORANGE	Harness In Driver's Kick From Driver Door
RIGHT REAR WINDOW UP	YELLOW/BLACK	Harness In Driver's Kick From Driver Door
RIGHT REAR WINDOW DOWN	RED/BLACK	Harness In Driver's Kick From Driver Door




This vehicle may be equipped with PATS. This must be bypassed when installing a remote start system.



WIRING INFORMATION 1999 Ford Taurus

WIRE	WIRE COLOR	WIRE LOCATION
12V CONSTANT	LT.GREEN/PURPLE or YELLOW	Ignition Harness
STARTER	RED/LT. BLUE	Ignition Harness
IGNITION	RED/LT. GREEN	Ignition Harness
ACCESSORY	GRY/YEL & RED/BLK	Ignition Harness
SECOND ACCESSORY	BLACK/LT GREEN	Ignition Harness
POWER DOOR LOCK (-)	PINK/YELLOW	Left Connector Below Fuse Box Under Dash
POWER DOOR UNLOCK (-)	PINK/GREEN	Left Connector Below Fuse Box Under Dash
PARKING LIGHTS (+)	BROWN	Headlight Switch
DOOR TRIGGER (-)	GREEN/ORANGE	Headlight Switch
TRUNK TRIGGER (-)	BLACK/PINK	Light In Trunk
TRNK/HTCH RELEASE	PINK/YELLOW (-) or GRAY/RED (+)	At Trunk Release Switch
FACTORY ALARM ARM	Arms with Lock	
FACTORY ALARM DISARM (-)	PINK/WHITE	Harness In Driver's Kick Panel Or Harness Coming Into Vehicle From Driver's Door
TACHOMETER WIRE	YELLOW/WHITE	Ignition Coil Behind Air Intake Manifold
BRAKE WIRE (+)	RED/LT. GREEN	Brake Switch
HORN TRIGGER (-)	PURPLE/ORANGE DOTS	Gray Connector Right Of Column
LEFT FRONT WINDOW UP	BLACK/WHITE	At Driver Window Motor Inside Door
LEFT FRONT WINDOW DOWN	TAN/BLUE	At Driver Window Motor Inside Door
RIGHT FRONT WINDOW UP	WHITE/YELLOW	Harness In Driver's Kick From Driver Door
RIGHT FRONT WINDOW DOWN	TAN/BLUE	Harness In Driver's Kick From Driver Door
LEFT REAR WINDOW UP	YELLOW/BLUE	Harness In Driver's Kick From Driver Door
LEFT REAR WINDOW DOWN	GRAY/ORANGE	Harness In Driver's Kick From Driver Door
RIGHT REAR WINDOW UP	YELLOW/BLACK	Harness In Driver's Kick From Driver Door
RIGHT REAR WINDOW DOWN	RED/BLACK	Harness In Driver's Kick From Driver Door

This vehicle may be equipped with PATS. This must be bypassed when installing a remote start system.



WIRING INFORMATION: 2000 Ford Taurus

WIRE	WIRE COLOR	WIRE LOCATION
12V	LT. GREEN/PURPLE	Ignition Harness
STARTER	RED/LT. BLUE	Ignition Harness
IGNITION	RED/LT. GREEN	Ignition Harness
ACCESSORY	GRAY/YELLOW	Ignition Harness
SECOND ACCESSORY	BLACK/LT. GREEN	Ignition Harness
POWER DOOR LOCK (-)	PINK/YELLOW	Module Left Of Steering Column
POWER UNLOCK (-)	PINK/ LT. GREEN	Module Left Of Steering Column
PARKING LIGHTS (+)	BROWN	Headlight Switch
DOOR TRIGGER (-)	BLACK/ORANGE	Module Left Steering Column- Must Cut The Wire And Install A Diode Inline To Avoid Falsing Problems.
Can also use individual negative door trigger wires. They are: YELLOW/BLACK (left front door), GRAY/RED (right front door), LT.GREEN/YELLOW (left rear door), and PINK/LT. BLUE (right rear door).		
DOME SUPERVISION	BLACK/LT. BLUE	Harness On Top Of Fuse Box
TRUNK TRIGGER (-)	BLACK/PINK (sedans) WHITE/PURPLE (wagons)	Trunk Trigger Wire Is Found At Light In Trunk For Sedans And At Module To The Left Of The Steering Column For Wagons.
HOOD PIN (-)	TAN/LT. GREEN	Module Left Of Steering Column
TRUNK RELEASE	PURPLE/YELLOW (-) GRAY/RED (+) YELLOW/LT.GREEN (-)	Use PURPLE/YELLOW For Vehicles With OEM Keyless And GRAY/RED For Vehicles Without OEM Keyless And YELLOW/LT.GREEN To Unlock Only The Rear Hatch For Wagons
FACTRY ALARM DISARM (-)	PINK/WHITE	Module Left Of Steering Column
TACHOMETER WIRE	TAN/YELLOW	Module On Passenger Side Of Inner Fender Well
BRAKE WIRE (+)	RED/LT. GREEN	Harness In Driver's Kick Panel Or Brake Pedal Switch
HORN TRIGGER (-)	PURPLE OR BLUE	Harness At Steering Column
LEFT FRONT WINDOW UP	WHITE/BLACK	At Driver Window Motor Inside Door
LEFT FRONT WINDOW DOWN	ORANGE/WHITE	At Driver Window Motor Inside Door
RIGHT FRONT WINDOW UP	WHITE/YELLOW	Harness In Driver's Kick From Driver Door
RIGHT FRONT WINDOW DOWN	YELLOW/RED	Harness In Driver's Kick From Driver Door
LEFT REAR WINDOW UP	YELLOW/BLUE	Harness In Driver's Kick From Driver Door
LEFT REAR WINDOW DOWN	GRAY/ORANGE	Harness In Driver's Kick From Driver Door
RIGHT REAR WINDOW UP	YELLOW/BLACK	Harness In Driver's Kick From Driver Door
RIGHT REAR WINDOW DOWN	RED/BLACK	Harness In Driver's Kick From Driver Door
This vehicle may be equipped with PATS. This must be bypassed when installing a remote start system.		

WIRING INFORMATION: 2001 Ford Taurus

WIRE	WIRE COLOR	WIRE LOCATION
12V	LT. GREEN/PURPLE	Ignition Harness
STARTER	RED/LT. BLUE	Ignition Harness
IGNITION	RED/LT. GREEN	Ignition Harness
ACCESSORY	GRAY/YELLOW	Ignition Harness
SECOND ACCESSORY	BLACK/LT. GREEN	Ignition Harness
POWER DOOR LOCK (-)	PINK/YELLOW	Module Left Of Steering Column
POWER UNLOCK (-)	PINK/ LT. GREEN	Module Left Of Steering Column
PARKING LIGHTS (+)	BROWN	Headlight Switch
DOOR TRIGGER (-)	BLACK/ORANGE	Module Left Steering Column- Must Cut The Wire And Install A Diode Inline To Avoid Falsing Problems.
Can also use individual negative door trigger wires. They are: YELLOW/BLACK (left front door), GRAY/RED (right front door), LT.GREEN/YELLOW (left rear door), and PINK/LT. BLUE (right rear door).		
DOME SUPERVISION	BLACK/LT. BLUE	Harness On Top Of Fuse Box
TRUNK TRIGGER (-)	BLACK/PINK (sedans) WHITE/PURPLE (wagons)	Trunk Trigger Wire Is Found At Light In Trunk For Sedans And At Module To The Left Of The Steering Column For Wagons.
HOOD PIN (-)	TAN/LT. GREEN	Module Left Of Steering Column
TRUNK RELEASE	PURPLE/YELLOW (-) GRAY/RED (+) YELLOW/LT.GREEN (-)	Use PURPLE/YELLOW For Vehicles With OEM Keyless And GRAY/RED For Vehicles Without OEM Keyless And YELLOW/LT.GREEN To Unlock Only The Rear Hatch For Wagons
FACTRY ALARM DISARM (-)	PINK/WHITE	Module Left Of Steering Column
TACHOMETER WIRE	TAN/YELLOW	Module On Passenger Side Of Inner Fender Well
BRAKE WIRE (+)	RED/LT. GREEN	Harness In Driver's Kick Panel Or Brake Pedal Switch
HORN TRIGGER (-)	PURPLE OR BLUE	Harness At Steering Column
LEFT FRONT WINDOW UP	WHITE/BLACK	At Driver Window Motor Inside Door
LEFT FRONT WINDOW DOWN	ORANGE/WHITE	At Driver Window Motor Inside Door
RIGHT FRONT WINDOW UP	WHITE/YELLOW	Harness In Driver's Kick From Driver Door
RIGHT FRONT WINDOW DOWN	YELLOW/RED	Harness In Driver's Kick From Driver Door
LEFT REAR WINDOW UP	YELLOW/BLUE	Harness In Driver's Kick From Driver Door
LEFT REAR WINDOW DOWN	GRAY/ORANGE	Harness In Driver's Kick From Driver Door
RIGHT REAR WINDOW UP	YELLOW/BLACK	Harness In Driver's Kick From Driver Door
RIGHT REAR WINDOW DOWN	RED/BLACK	Harness In Driver's Kick From Driver Door
This vehicle may be equipped with PATS. This must be bypassed when installing a remote start system.		

WIRING INFORMATION: 2002 Ford Taurus

WIRE	WIRE COLOR	WIRE LOCATION
12V	LT. GREEN/PURPLE	Ignition Harness
STARTER	RED/LT. BLUE	Ignition Harness
IGNITION	RED/LT. GREEN	Ignition Harness
ACCESSORY	GRAY/YELLOW	Ignition Harness
SECOND ACCESSORY	BLACK/LT. GREEN	Ignition Harness
POWER DOOR LOCK (-)	PINK/YELLOW	Module Left Of Steering Column
POWER UNLOCK (-)	PINK/ LT. GREEN	Module Left Of Steering Column
PARKING LIGHTS (+)	BROWN	Headlight Switch
DOOR TRIGGER (-)	BLACK/ORANGE	Module Left Steering Column- Must Cut The Wire And Install A Diode Inline To Avoid Falsing Problems.
Can also use individual negative door trigger wires. They are: YELLOW/BLACK (left front door), GRAY/RED (right front door), LT.GREEN/YELLOW (left rear door), and PINK/LT. BLUE (right rear door).		
DOME SUPERVISION	BLACK/LT. BLUE	Harness On Top Of Fuse Box
TRUNK TRIGGER (-)	BLACK/PINK (sedans) WHITE/PURPLE (wagons)	Trunk Trigger Wire Is Found At Light In Trunk For Sedans And At Module To The Left Of The Steering Column For Wagons.
HOOD PIN (-)	TAN/LT. GREEN	Module Left Of Steering Column
TRUNK RELEASE	PURPLE/YELLOW (-) GRAY/RED (+) YELLOW/LT.GREEN (-)	Use PURPLE/YELLOW For Vehicles With OEM Keyless And GRAY/RED For Vehicles Without OEM Keyless And YELLOW/LT.GREEN To Unlock Only The Rear Hatch For Wagons
FACTRY ALARM DISARM (-)	PINK/WHITE	Module Left Of Steering Column
TACHOMETER WIRE	TAN/YELLOW	Module On Passenger Side Of Inner Fender Well
BRAKE WIRE (+)	RED/LT. GREEN	Harness In Driver's Kick Panel Or Brake Pedal Switch
HORN TRIGGER (-)	PURPLE OR BLUE	Harness At Steering Column
LEFT FRONT WINDOW UP	WHITE/BLACK	At Driver Window Motor Inside Door
LEFT FRONT WINDOW DOWN	ORANGE/WHITE	At Driver Window Motor Inside Door
RIGHT FRONT WINDOW UP	WHITE/YELLOW	Harness In Driver's Kick From Driver Door
RIGHT FRONT WINDOW DOWN	YELLOW/RED	Harness In Driver's Kick From Driver Door
LEFT REAR WINDOW UP	YELLOW/BLUE	Harness In Driver's Kick From Driver Door
LEFT REAR WINDOW DOWN	GRAY/ORANGE	Harness In Driver's Kick From Driver Door
RIGHT REAR WINDOW UP	YELLOW/BLACK	Harness In Driver's Kick From Driver Door
RIGHT REAR WINDOW DOWN	RED/BLACK	Harness In Driver's Kick From Driver Door
This vehicle may be equipped with PATS. This must be bypassed when installing a remote start system.		

WIRING INFORMATION: 2003 Ford Taurus

WIRE	WIRE COLOR	WIRE LOCATION
12V	LT. GREEN/PURPLE	Ignition Harness
STARTER	RED/LT. BLUE	Ignition Harness
IGNITION	RED/LT. GREEN	Ignition Harness
ACCESSORY	GRAY/YELLOW	Ignition Harness
SECOND ACCESSORY	BLACK/LT. GREEN	Ignition Harness
POWER DOOR LOCK (-)	PINK/YELLOW	Module Left Of Steering Column
POWER UNLOCK (-)	PINK/ LT. GREEN	Module Left Of Steering Column
PARKING LIGHTS (+)	BROWN	Headlight Switch
DOOR TRIGGER (-)	BLACK/ORANGE	Module Left Steering Column- Must Cut The Wire And Install A Diode Inline To Avoid Falsing Problems.
Can also use individual negative door trigger wires. They are: YELLOW/BLACK (left front door), GRAY/RED (right front door), LT.GREEN/YELLOW (left rear door), and PINK/LT. BLUE (right rear door).		
DOME SUPERVISION	BLACK/LT. BLUE	Harness On Top Of Fuse Box
TRUNK TRIGGER (-)	BLACK/PINK (sedans) WHITE/PURPLE (wagons)	Trunk Trigger Wire Is Found At Light In Trunk For Sedans And At Module To The Left Of The Steering Column For Wagons.
HOOD PIN (-)	TAN/LT. GREEN	Module Left Of Steering Column
TRUNK RELEASE	PURPLE/YELLOW (-) GRAY/RED (+) YELLOW/LT.GREEN (-)	Use PURPLE/YELLOW For Vehicles With OEM Keyless And GRAY/RED For Vehicles Without OEM Keyless And YELLOW/LT.GREEN To Unlock Only The Rear Hatch For Wagons
FACTRY ALARM DISARM (-)	PINK/WHITE	Module Left Of Steering Column
TACHOMETER WIRE	TAN/YELLOW	Module On Passenger Side Of Inner Fender Well
BRAKE WIRE (+)	RED/LT. GREEN	Harness In Driver's Kick Panel Or Brake Pedal Switch
HORN TRIGGER (-)	PURPLE OR BLUE	Harness At Steering Column
LEFT FRONT WINDOW UP	WHITE/BLACK	At Driver Window Motor Inside Door
LEFT FRONT WINDOW DOWN	ORANGE/WHITE	At Driver Window Motor Inside Door
RIGHT FRONT WINDOW UP	WHITE/YELLOW	Harness In Driver's Kick From Driver Door
RIGHT FRONT WINDOW DOWN	YELLOW/RED	Harness In Driver's Kick From Driver Door
LEFT REAR WINDOW UP	YELLOW/BLUE	Harness In Driver's Kick From Driver Door
LEFT REAR WINDOW DOWN	GRAY/ORANGE	Harness In Driver's Kick From Driver Door
RIGHT REAR WINDOW UP	YELLOW/BLACK	Harness In Driver's Kick From Driver Door
RIGHT REAR WINDOW DOWN	RED/BLACK	Harness In Driver's Kick From Driver Door
This vehicle may be equipped with PATS. This must be bypassed when installing a remote start system.		

WIRING INFORMATION: 2004 Ford Taurus

WIRE	WIRE COLOR	WIRE LOCATION
12V	LT. GREEN/PURPLE	Ignition Harness
STARTER	RED/LT. BLUE	Ignition Harness
IGNITION	RED/LT. GREEN	Ignition Harness
ACCESSORY	GRAY/YELLOW	Ignition Harness
SECOND ACCESSORY	BLACK/LT. GREEN	Ignition Harness
POWER DOOR LOCK (-)	PINK/YELLOW	Module Left Of Steering Column
POWER UNLOCK (-)	PINK/ LT. GREEN	Module Left Of Steering Column
PARKING LIGHTS (+)	BROWN	Headlight Switch
LEFT FRONT DOOR TRIGGER (-)	YELLOW/BLACK	Module Left Of Steering Column
RIGHT FRONT DOOR TRIGGER (-)	GRAY/RED	Module Left Of Steering Column
LEFT REAR DOOR TRIGGER (-)	LT.GREEN/YELLOW	Module Left Of Steering Column
RIGHT REAR DOOR TRIGGER (-)	PNK/LT.BLUE	Module Left Of Steering Column
DOME SUPERVISION (+)	BLACK/LT. BLUE	Module Left Of Steering Column
TRUNK TRIGGER (-)	BLACK/PINK (sedans) WHITE/PURPLE (wagons)	Trunk Trigger Wire Is Found At Light In Trunk For Sedans And At Module To The Left Of The Steering Column For Wagons.
HOOD PIN (-)	TAN/LT. GREEN	Module Left Of Steering Column
TRUNK RELEASE (-)	PURPLE/YELLOW	Module Left Of Steering Column
FACTORY ALARM DISARM (-)	PINK/WHITE	Module Left Of Steering Column
TACHOMETER WIRE	NOT RED	Ignition Coil
BRAKE WIRE (+)	RED/LT. GREEN	Harness In Driver's Kick Panel Or Brake Pedal Switch
HORN TRIGGER (-)	PURPLE OR BLUE	Harness At Steering Column
LEFT FRONT WINDOW UP	WHITE/BLACK	At Driver Window Motor Inside Door
LEFT FRONT WINDOW DOWN	ORANGE/WHITE	At Driver Window Motor Inside Door
RIGHT FRONT WINDOW UP	WHITE/YELLOW	Harness In Driver's Kick From Driver Door
RIGHT FRONT WINDOW DOWN	YELLOW/RED	Harness In Driver's Kick From Driver Door
LEFT REAR WINDOW UP	YELLOW/BLUE	Harness In Driver's Kick From Driver Door
LEFT REAR WINDOW DOWN	GRAY/ORANGE	Harness In Driver's Kick From Driver Door
RIGHT REAR WINDOW UP	YELLOW/BLACK	Harness In Driver's Kick From Driver Door
RIGHT REAR WINDOW DOWN	RED/BLACK	Harness In Driver's Kick From Driver Door
This vehicle may be equipped with PATS. This must be bypassed when installing a remote start system.		